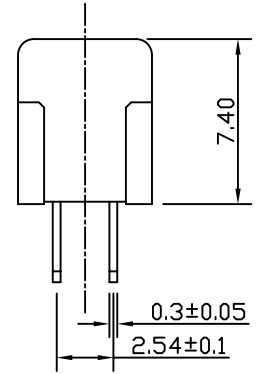
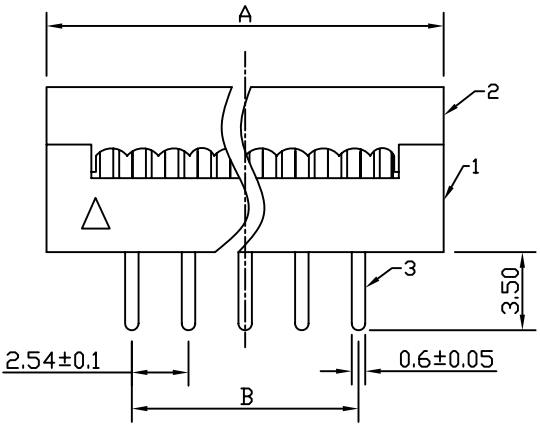
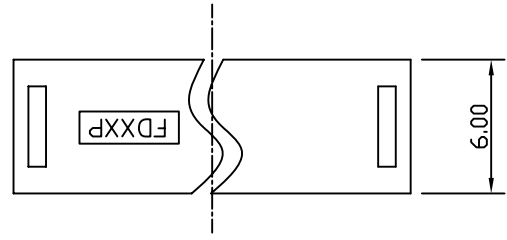
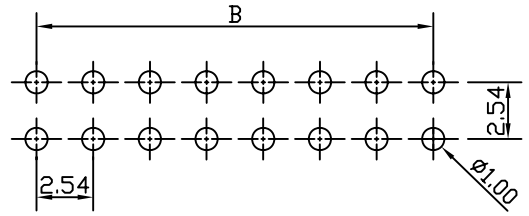


REV.	DESCRIPTION	DRAWN	CHECKED	APPROVED
A	NEW RELEASE	LJH 09/21/05'		



- NOTES:
- MATERIAL
    - INSULATOR:THERMOPLASTIC(UL 94V-0).
    - CONTACT: COPPER ALLOY.
  - SPECIFICATION
    - STORAGE TEMPERATURE:-20-70°C.
    - OPERATING TEMPERATURE:0-85°C.
    - CONTACT RESISTANCE:20mΩ max.
    - INSULATION RESISTANCE:1000MΩ min.
    - DIELECTRIC WITHSTANDING VOLTAGE:AC 500V PER MINUTE.
  - PRODUCT NUMBER CODE:  
 DS1018- X X X
    - HOUSING COLOR  
B: BLACK
    - CONTACT PLATING  
Si: Selective gold flash  
8: Full gold flash  
2: Gold flash + Nickel  
6: Full Tin
    - No. OF CONTACTS  
10 14 16 20 26 30 34  
40 50 60 64
    - SERIES No.  
DS1018

Position	Dim.		TOL.	
	A	B		
10	17.80	10.16	±0.30	±0.25
14	22.82	15.24		
16	25.40	17.78		
20	30.52	22.86		
26	38.12	30.48	±0.35	±0.35
30	43.32	35.56		
34	48.40	40.64		
40	55.92	48.26		
50	68.72	60.96		
60	81.42	73.66		
64	86.38	78.74		



RECOMMEND PCB LAYOUT(TOLERANCE=±0.05)

3	CONTACT		COPPER ALLOY	GOLD+TIN PLATED
2	COVER		THERMOPLASTIC	UL 94 V-0
1	HOUSING		THERMOPLASTIC	UL 94 V-0
ITEM	PART NAME	PART NO.	MATERILAS	FINISHED

GENERAL TOLERANCE		ANGLE TOLERANCE	
X.	±0.60	X.	±5°
.X	±0.38	.X	±3°
.XX	±0.25	.XX	±2°

DRAWING TYPE	CUSTOMER
SCALE	1:1 SHEET 1 OF 1
DRAWING NO.	C-DS1018-XXX

PROJECTION	TITLE
UNITS	mm
SHEET SIZE	A4
SERIES	DS1018 SERIES
DIP PLUG CONNECTOR PITCH 2.54mm	
FDC-06 FDC-08 FDC-10 FDC-14 FDC-16 FDC-20 FDC-26 FDC-30 FDC-34 FDC-40 FDC-50 FDC-60 FDC-64	